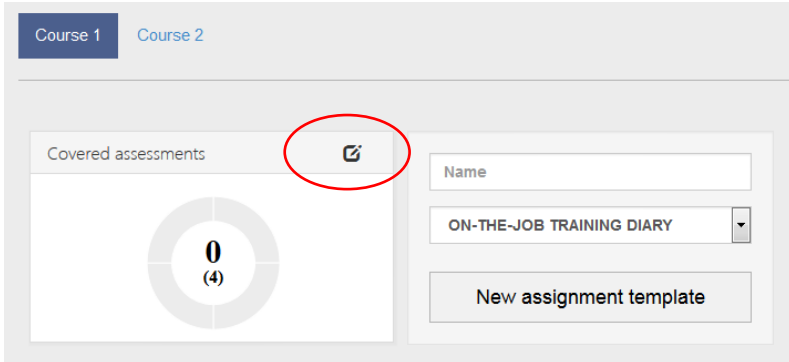


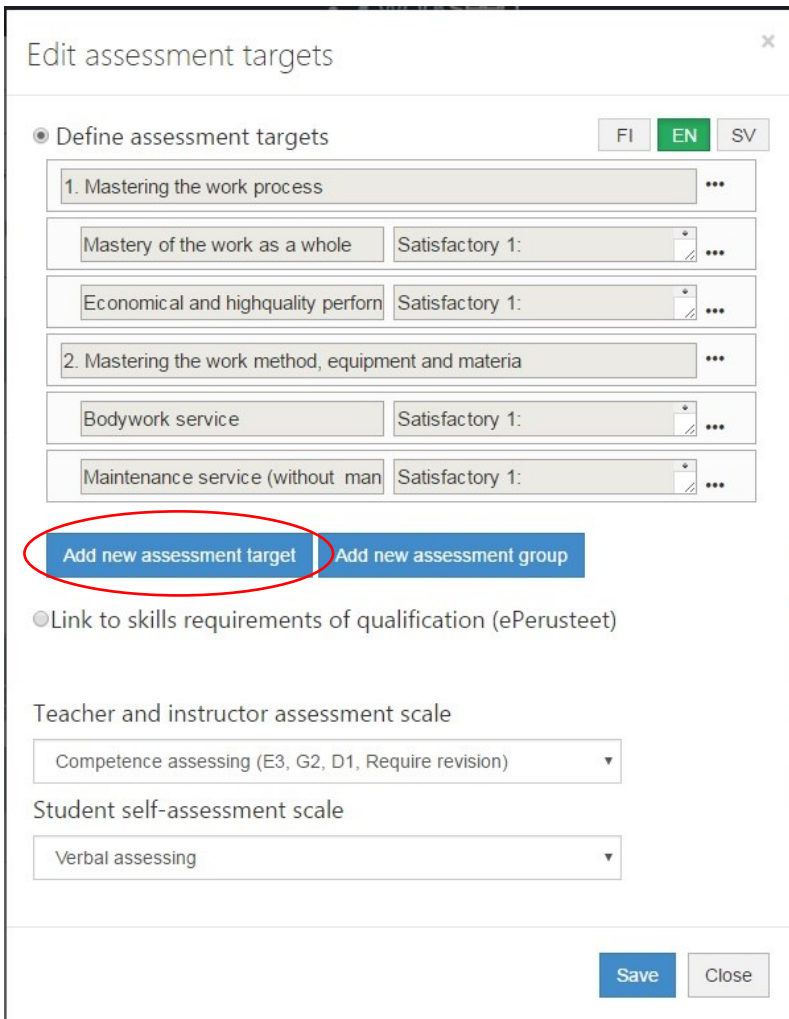
1 DEFINING COURSE'S ASSESSMENT TARGETS AND CRITERIA

By selecting *Courses* in the navigation menu you can manage course properties by defining assessment targets (a.k.a learning objective or skill) for each course. The assessment targets and related criterias can be defined separately for each learning path phase if such are defined in the organization settings.

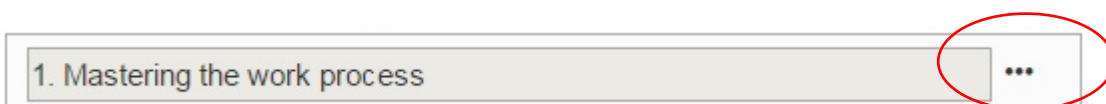
The course's assessment targets are opened by selecting the edit button on the *Covered assessments* summary diagram.



You may edit the assessment targets on the dialog shown below. The first section is meant for defining the assessment targets manually. You may *Add new assessment targets* or you may group them into the same category.



You can edit and delete the created assessment targets, criterias and groups by selecting the menu button found on each item.



If your Workseed environment is running a connector to a qualification framework available as an open data (such as Finnish national ePerusteet service) or provided on a private data source, you may automatically link the course and fetch automatically the related assessment targets and criterias.

● Link to skills requirements of qualification (ePerusteet)

2 SELECTING ASSESSMENT SCALES

On the next section you can select the used *assessment scales* for *teacher and instructor* and also decide the way how the student makes the self-assessment and reflection.

Edit assessment targets

● Define assessment targets FI EN SV

1. Mastering the work process	...
Mastery of the work as a whole	Satisfactory 1: ...
Economical and highquality perform	Satisfactory 1: ...
2. Mastering the work method, equipment and materia	...
Bodywork service	Satisfactory 1: ...
Maintenance service (without man	Satisfactory 1: ...

[Add new assessment target](#) [Add new assessment group](#)

● Link to skills requirements of qualification (ePerusteet)

Teacher and instructor assessment scale

Competence assessing (E3, G2, D1, Require revision) ▼

Student self-assessment scale

Verbal assessing ▼

[Save](#) [Close](#)

NOTE In case of a need for a new assessment scale, take contact to support@workseed.fi.